

2015

2016-035



2016 04

)

(

1

2

5

2015

6

2014

2014 5

.....	2
.....	7
.....	10
.....	12
.....	41
.....	73
.....	80
.....	81
.....	91
.....	96
.....	195



	188 2103

	8		2014 5 21 -2015 12 31

	2015	2014		2013
--	------	------	--	------

	37,657,405.58	40,773,461.26	29,426,298.85	31,841,738.91
--	---------------	---------------	---------------	---------------

2014

2015 2

R983

2015 8

2014

85%

-

5.22

1.62

2015 4

2015 4

2015

1

800

1

	2015 7 15.98%	4.78	
	2015 6 18,000 2527	13,224.51	2015
	2015 6 18,000	4,775.49	
	2015 2527		

2

--	--	--	--	--	--

2015

11.11	1.76	1.65
2014		
2015 2		R983

2015

	2015		2014		
	1,111,128,597.20	100%	956,783,421.64	100%	16.13%
	561,753,433.08	49.92%	588,668,281.80	61.53%	-4.57%
	549,375,164.12	49.44%	368,115,139.84	38.47%	53.08%
	549,375,164.12	49.44%	368,115,139.84	38.47%	49.24%
	509,848,081.90	45.89%	537,230,139.44	56.15%	-5.10%
	51,905,351.18	4.67%	51,438,142.36	5.38%	0.91%
	1,023,958,368.70	92.15%	864,093,519.47	90.31%	20.14%
	87,170,228.50	7.75%	92,689,902.17	9.69%	-5.95%

2

10%

	561,753,433.08	323,922,837.31	42.34%	-4.57%	-1.21%	-1.96%
	549,375,164.12		39.93%	49.24%		

			358	378	-5.29%
			361	385	-6.23%

7

8

	588,062,988.12
	52.26%

5

1	1	270,154,209.63	24.01%
2	2	159,282,839.83	14.15%
3	3	91,871,584.10	8.16%
4	4	33,772,185.36	3.00%

	13,934,232.72	-4,671,447.29	398.29%	
--	---------------	---------------	---------	--

4

2015

37

1 Powermatrix 106 CSB

2 DIANA,SMART80A+DIANA FEEDER+STACKTURNER

2015

3 .MK1050CS

.MK21060FCSB

2

	1,168,994,647.24	1,130,920,473.41	3.37%
	9,759,035.49	-102,784,771.63	97.87%
	122,688,010.76	6,191,314.51	1,881.61%
	636,858,688.29	480,901,220.03	32.43%
	-514,170,677.53	-474,709,905.52	8.31%
	717,014,848.00	468,227,870.40	53.13%
	242,739,352.71	57,729,597.81	320.48%
	474,275,495.29	410,498,272.59	15.54%
	-38,053,014.35	-169,587,141.71	77.56%

1 2015 97.87% 1.13

2 2015 1,881.61% 1.16

15.98% 5244 7000

3 2015 32.43% 1.56

15.98% 3.99 1926

1.8

4 2015 53.13% 2.49 6.99

5 2015 320.48% 1.85 1.8

2015 94.45%

1


			15.98%	
	13,809,857.54	6.46%		
	32,344,842.32	15.13%		
	2,468,289.07	1.15%		

2

1

497,586,368.56	0.00	100.00%

2



4

5

1

--	--	--	--	--	--	--	--	--

12

328

“

”

2.

				2015					
5,000	5,000	441.23	5,005.1	100.10%	06	30	122.48	-185.91	
			4						

		2011	3		66,910.76	2015	12	31
				5,435.75				71,573.44
	1	2011	5	16				
					10,000.00	2015	12	31
								10,000.00
	2	2011	8	12				
					3,000.00			“
								”
		2015	12	31		5,005.14		500
	M							

					3,059	
				Gain How Printing Co. Ltd.		
					2013 4-7	3,078.037
					2015 12 31	
			3,082.35			
		14				

	14,417.559	14,318.74	2011 4 14
		14,417.559	
2011 12 31			
	1.2012 4 6	2011	
		10,000.00	6
		2012 9 18	
10,000.00			
	2.2015 4 7	2014	
		10,000.00	
	6		2015 10 8
	10,000.00		
	3. 2015 10 24	2015	
		10,000	
	12		2015 12 31
100,000,000.00			
	2014 6 27		
		“	”
		4	
2014 5 31		621.359	
	“	” “	”

		2015 12 29	8,000	0		8.96%								
					1575									

			18	5,433,403.06	2,976,007.93	7,099,400.50	13,066.26	4,695.18
			150	611,665,877. 55	47,059,881.8 4	100,740,465. 95	3,469,991.91	4,286,690.22
			100	1,446,110.79	-308,483.99	339,126.21	-878,565.07	-878,565.07

			300	8,210,689.36	-5,926,191.8 2	30,140.29	-3,133,124.5 0	-3,133,124.5 0

MASTERW
ORK JAPAN
CO., LTD.

			5000	114,328,029. 81	45,439,711.9 4	47,099,935.6 6	686,290.05	1,224,791.57
			2000	22,069,927.5 1	20,687,425.2 9	5,469,156.89	1,194,102.22	875,913.05
MASTERW ORK USA INC.			500	32,831,305.6 9	13,320,407.9 8	7,937,608.01	-6,165,542.7 5	-6,165,542.7 5
			2400	138,871,507.	107,264,168.	45,098,556.4	-29,458,802.	-28,137,154.

				94	66	8	65	97
--	--	--	--	----	----	---	----	----

			1000	22,107,346.7 9	10,204,408.3 4	21,996,395.1 3	1,270,392.44	1,154,731.31
--	--	--	------	-------------------	-------------------	-------------------	--------------	--------------

Masterwork Machinery GmbH			25000	34,221,953.6 9	474,897.13	686,643.30	-511,542.47	305,073.30
			2000	0.00	-2,280.00	0.00	-2,280.00	-2,280.00
			15.68	3,631,692,08	2,471,092,77	1,215,926,52	374,916,649.	317,696,336.

				8.80	5.60	9.35	29	02
--	--	--	--	------	------	------	----	----

				2013	1	“	
”				8210689.36			-5926191.82
	30140.29	-3133124.5					
6	MASTERWORK JAPAN CO., LTD.						
	2011	9	13	4,250	90%		
		16313772.96	-4967057.36		25872127.05		-1412738.79
7							
	2011	10	10	5000	100%		
						2015	
114,328,029.81		45,439,711.94		47,099,935.66		1,224,791.57	
8							
	2012	9	12	2000	70%		
		5,469,156.89	875,913.05	6	22,069,927.51		20,687,425.29

644,973,268.32	379,139,003.42		163,177,268.57
14			
2014 8 20		1,000	100%
			8,908,072.68
8,886,257.99	582,524.28	-624,659.69	
15			
2015 7 24		500	

2

“ ”

3

4

5

2015

6

2014

2014 5

1

2015 03 19			2015 3 19
2015 08 21			2015 8 21
2015 08 26			2015 8 26
2015 08 27			2015 8 27

2015 3 17

3 —

2014

1	1
2	2
3	3
1	1
2	2
1	1
2	2
1	1
2	2
3	3
3	3

\$,

1

2

3

2/3

2

	2
--	---

	339,299,578
	0.00
	352,214,784.95
	0.00%

3

1	2013	4	12	2012		2012		“
2012	12	31		140,000,000	10	7.00		
98,000,000.00				”2013	5	23		“
”					142,224,000		10	6.890538
2	2014	8	21	2014		2014		
“		2014	6	30	171,186,189	10	2.2	
37,660,961.58				”				
	2014	8	21					
760,000				171,186,189	170,426,189			6

			2016		2016	

2013
2014
2015
2016


;	12,000	2014	05
;	12,600	21	
	13,200		
	13,900		


			2013 6 30 “ ”	2014 05 21 85.00% 9.30% 5.355% 0.345%		
	;		62.00% 35.70% 2.30%			

	;		5%	2014 05 21		
	;		5%			

			“ 1			
					2014 05 21	
			2			
			3			

			”			
	;		“ ”	2014 05 21		
			“ 2005			





	;	;		2014	21		


1


;

2014 04
04

2

			142			
			142			
			85%			






;

—


—

	LOF					
						

			25%			
			"	2011 03 29		

			”			
				2011 03 29		
			2014 11 11 2015 11 10	2014 11 11	2014 11 11 2015 11 10	

			30 /	2015 07 14		2015 8 26
			1,000			400,000 9,316,000

						2015-095

			2,000	0	100%
-2,280.00	-2,280.00				
			500	500	100%
4,976,935.70	-23,064.30				
		Masterwork Machinery GmbH		25000	25000
100%	474,897.13	305,073.30			

	70
	7

2015 4 23

1,552,800

2013

2015 9 15

2015-103 2015-104

1

2015

					300	300	5.89%	3,000			300	2015 08 21	2015-0 89
					260	1,110	2.05%	3,000			260	2015 08 21	2015-0 89

85 2,386 4.41% 10,000

2015
85 09 24

2015-1
05

2

					18,000	18,000	18,000			2015 07 09	2015-086

4

5

700 70% 2015 7 31

5 2015 8 11 2015-074 2015 8 28 2015

“ ”

2015 1 1 2017 12 31

6,000 18,000 2015-083

2015 8 19

2015-089

6 2015 9 23

“ ”

10,000 2015 12

31 2015-105

7 2015

	2015 08 12	
	2015 08 21	
	2015 09 24	
	2015 12 14	

!

	2015 08 12	3,000		0		12		
	2015 04 24	56,000		0		24		

3

1

2

4

2015 6 23
8 4 8 11 8 18

2015 6 23 2015 6 30 7 7 7 14 7 21 7 28
2015-049

2015-060

2015-056

2015-067

2015-069

2015-072

2015-076

2015-075

2	2015	11	17		“	”		
		“	”					
				420,290				2015-121
		2015	12	8				2015-124
3	2015	11	18		(“	”)	2016 2 29
					“	”		
				2,579,710				2016-024
				“MASTERWORK CORP S. R. O.”				2016 4
								“
								”
2016	4	1						
				2016-031				

1

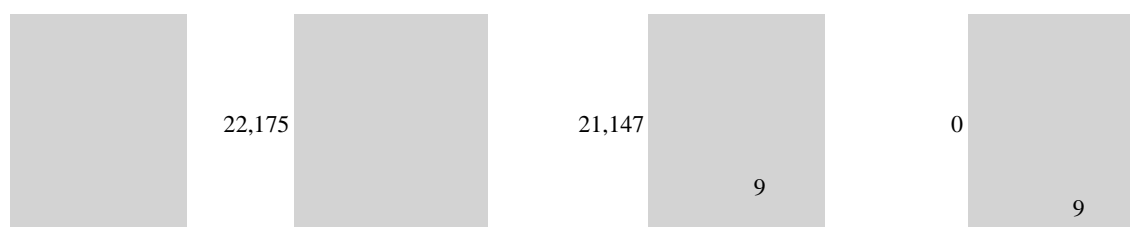
	116,163,189	68.16%	0						

		1,552,800	2015 9 15	
	2015-103	2015-104		339,299,578
3 2015 5 21			-	15
20,853,332		20,853,332	2015-042	
4 2015 7 14				

	31,500,000	0	31,500,000	63,000,000		
	11,306,024	0	11,306,024	22,612,048		

2014

			1,481,400		6
	71,400	1,552,800			
4.4200 /				7.2695 /	
7,376,286.00		1,552,800.00		5,823,486.00	

3**1**

		1,231,521	1,231,521
10 10	10		
5			

10

10

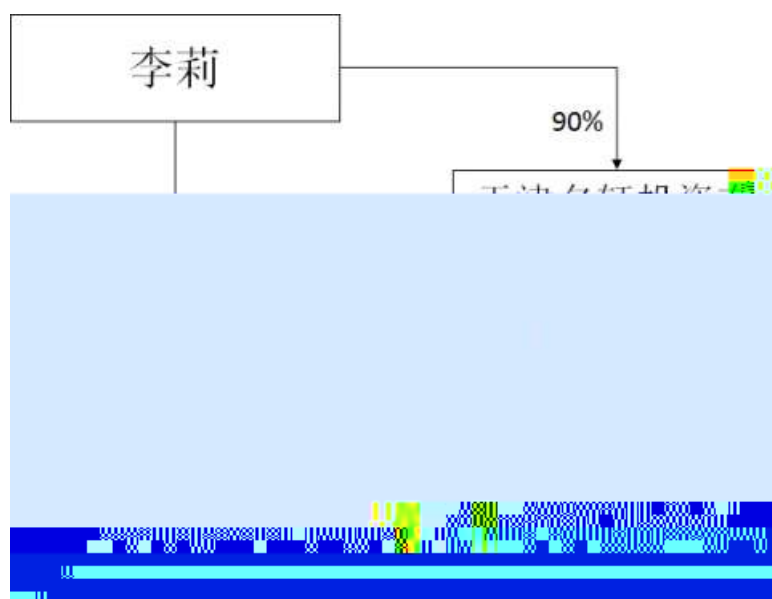
10

10

2

3

--	--	--



4 10%

5

--	--	--	--	--	--	--	--	--	--	--	--

					12 13						
					2013						
					39 12 13	98,000	0	0	14,000	112,000	

6. 1962

7. 1971

	()			

			2010 11 25		
			2011 09 26		
			2011 10 18		
			2011 07 04		

			45		118.71	
			63		112.16	
			68		6	
			46		6	
			59		6	
			54		6	
			45		6	
			44		6	
			62		6	
			36		20.19	
			56		57.94	
			39		47.64	
			61		33.58	
			42		55.3	
	--	--	--	--	487.52	--

1

2

3

7

3

1

2014		51.06%	2015 04 07	2015 04 07	2014
2015		60.89%	2015 05 12	2015 05 12	2015
2015		54.16%	2015 06 26	2015 06 26	2015
2015		54.19%	2015 07 27	2015 07 27	2015

	0
--	---

2

3

12

	2016 04 08
	XYZH/2016TJA20083

1

2015 12 31

|

|

	449,122,805.46	
	548,546,620.40	467,659,989.16
	1,898,197.38	32,510,908.16
	146,730,382.53	110,102,240.98
	659,210,145.86	659,210,145.86
	13,335,326.84	2,793,738.29
	10,929,102.90	7,572,730.82
	1,829,772,581.37	1,279,849,753.27
	3,674,807,009.73	2,839,518,899.05
	670,753,280.00	126,745,200.00

	98,198,022.66	1,147,314.69
	3,476,050.88	3,334,050.88
	1,153,261,082.15	423,128,864.02

	468,994,901.88	360,347,835.31
	2,336,507,559.24	2,235,093,413.87
	136,078,652.59	133,608,948.08
	2,472,586,211.83	2,368,702,361.95
	3,674,807,009.73	2,839,518,899.05

2

	166,302,474.78	60,675,026.99
	39,501,135.15	65,274,871.75
	290,723,287.77	270,851,927.37
	102,157,320.70	91,501,671.08
	478,373,675.82	24,859,496.44



	10,137,479.68	16,839,017.06
	12,777,865.75	14,846,269.58
	22,915,345.43	31,685,286.64
	1,045,070,130.33	394,535,913.49
	339,299,578.00	170,426,189.00
	1,473,400,872.03	1,634,575,529.97
	10,137,479.68	1,764,000.00
	86,527,205.35	73,167,381.80
	352,214,784.95	274,582,920.29
	2,241,304,960.65	2,150,988,021.06
	3,286,375,090.98	2,545,523,934.55

3

	1,111,128,597.20	956,783,421.64
	1,111,128,597.20	956,783,421.64
	951,133,857.74	751,919,012.09
	653,915,124.34	537,490,577.40

	10,217,269.29	7,984,235.35
	70,157,529.12	65,741,605.87

	-19,917,996.13	234,491.02
1.		
2.		
3.		
4.		
5.	-19,917,996.13	234,491.02
6.		
	-19,724.70	17,507.69
	155,876,199.05	187,494,741.10
	144,852,878.41	175,575,675.61
	11,023,320.64	11,919,065.49
	0.58	1.10
	0.58	1.10
	0.00	0.00

4

	542,070,526.35	618,593,537.34
	350,662,098.90	390,300,675.05
	4,028,030.63	3,340,246.01
	50,436,215.75	50,333,696.11
	110,086,916.59	80,082,353.58
	-550,398.24	2,161,770.77

	31,154,079.19	8,096,916.65
“ ”		
“ ”	113,756,179.12	61,301,654.08
“ ”	110,009,762.65	145,579,533.25
	29,361,325.37	18,879,762.56
	15,757,956.97	2,922.94
	1,960,440.01	1,688,441.25
	632,033.01	10,294.72
“ ”	137,410,648.01	162,770,854.56
	3,812,412.55	15,975,891.23
“ ”	133,598,235.46	146,794,963.33
1.		

	122,960,440.70	112,905,754.92
	157,043,538.08	278,084,099.63
	1,168,994,647.24	1,130,920,473.41
	9,759,035.49	-102,784,771.63

	242,739,352.71	57,729,597.81
	474,275,495.29	410,498,272.59
	-7,916,867.60	-2,590,737.15
	-38,053,014.35	-169,587,141.71
	383,996,493.86	553,583,635.57
	345,943,479.51	383,996,493.86

6

	508,852,892.55	490,645,231.75
	175,858,158.74	166,762,646.60
	684,711,051.29	657,407,878.35
	359,501,763.41	384,469,758.50
	68,259,606.30	60,275,269.84
	35,446,627.99	49,507,021.70
	105,480,430.19	192,379,630.08
	568,688,427.89	686,631,680.12
	116,022,623.40	-29,223,801.77
	113,756,179.12	61,301,654.08
	70,088,133.69	31,350.00
	183,844,312.81	61,333,004.08
	5,854,992.26	88,336,934.35
	18,953,084.55	225,061,000.00

	180,000,000.00	469,200,000.00
	425,697,000.00	
	630,505,076.81	782,597,934.35
	-446,660,764.00	-721,264,930.27
		302,999,980.00

	170,42				1,633,5	1,764,0	-1,294,5		73,875,		360,347	133,608	2,368,7
	6,189.				01,968.	00.00	37.81		959.07		,835.31	,948.08	02,361.
	00				30								95
	168,87				-161,17	8,373,4	-19,917,		13,359,		108,647	2,469,7	103,883
“ ”	3,389.				4,657.9	79.68	996.13		823.55		,066.57	04.51	,849.88
	00				4								
							-19,917,				164,770	11,023,	155,876
							996.13				,874.54	320.64	,199.05
	-1,552				9,251,5	8,373,4						11,588,	10,913,
	,800.0				31.06	79.68						476.80	728.18
	0												
1	-1,552				9,251,5	8,373,4						11,588,	10,913,
	,800.0				31.06	79.68						476.80	728.18
	0												
2													
3													
4													
									13,359,		-56,123,	-20,142,	-62,906,
									823.55		807.97	092.93	077.35
1									13,359,		-13,359,		
									823.55		823.55		
2													
3											-42,606,	-20,074,	-62,681,
											547.25	619.85	167.10
4											-157,43	-67,473,	-224,91
											7.17	08	0.25
	170,42				-170,42								
	6,189.				6,189.0								
	00				0								

	6,189. 00				6,189.0 0								
2													
3													
4													
1													
2													

							.02					,184.59	065.49	,741.10
	28,202				728,177	1,764,0							82,955,	837,571
	,189.0				,460.06	00.00							789.39	,438.45
	0													
1	28,202				723,236	1,764,0								
	,189.0				,510.73	00.00								
	0													

	00				30								95
--	----	--	--	--	----	--	--	--	--	--	--	--	----

8

	170,426,				1,634,575	1,764,000				73,167,38	274,582	2,150,988	
	189.00				,529.97	.00				1.80	,920.29	,021.06	

3											
	170,426, 189.00				-170,426, 189.00						
1	170,426, 189.00				-170,426, 189.00						
2											
3											
4											
1											
2											

1	28,202,189.00				723,236,510.73	1,764,000.00					749,674,699.73
2											
3					4,940,949.33						4,940,949.33

	108,884,758.00	32.091
	128,989,332.00	38.017
	339,299,578.00	100.000

1

2

1 1 12 31

3

4

2
1

2

3

“

”

12

1

]

P T

18

19

20

1

2

21

22

()

26

1

2

27

28

1

2

		5%
		1% 5% 7%
		0 6.9% 15% 18% 25% 30% 32%
		3%
		2%
		1%
	70%	1.2%
		1.5 /
		0.07%

	15%
	25%
()	25%

15%

2015 11 2

GF201544200378

2015 2017

MP%2VXrMP%20"VXBMPgh

2

1

	46,814,651.68	66,774,831.75
	46,814,651.68	66,774,831.75

2



	0.00
	0.00
	0.00

3

	49,591,319.47	

	620,328, 637.38	100.00%	41,377,4 92.20	6.66%	578,951,1 45.18	491,486 ,536.18	99.73%	28,885,70 6.00	5.88%	462,600,83 0.18

1	2	11,476,180.17	3.69%	5,000,640.00	2.56%
---	---	---------------	-------	--------------	-------

	24,612,616.47	100.00%	4,863,593.76	19.76%	19,749,022.71	11,135,966.49	98.57%	3,518,296.70	31.59%	7,617,669.79

	7,233,917.92		7,233,917.92	1,670,628.65		1,670,628.65
	415,673.57		415,673.57	402,187.77		402,187.77
	401,540,700.75	6,052,023.73	395,488,677.02	307,608,713.99	6,895,666.60	300,713,047.39

2


	68.56	7.73	69.07	1.47	05.46
	497,586,3	22,873,43	-20,685,4		
	68.56	7.73	69.07		

1.	46,233,550.38	98,397,180.29	7,789,151.59	5,614,168.01	12,914,497.76	170,948,548.03
2.	16,977,452.14	28,087,925.59	2,112,762.15	1,461,730.47	2,674,598.29	51,314,468.64
1	16,977,452.14	28,087,925.59	2,112,762.15	1,461,730.47	2,674,598.29	51,314,468.64
3.	11,587,212.34	4,351,794.38		165,093.50		16,104,100.22
1	11,587,212.34	4,351,794.38		165,093.50		16,104,100.22

--	--	--	--	--	--	--	--	--	--	--	--	--	--

1					
4.	13,604,886.59	12,884,235.97		2,838,851.75	29,327,974.31
1.					
2.					

	659,210,145.86	0.00		0.00		659,210,145.86

2

2

	15,293,211.93	2,293,981.79	16,110,023.28	2,416,503.49
	66,429,047.09	9,964,357.07	62,142,356.87	9,321,353.54
	81,722,259.02	12,258,338.86	78,252,380.15	11,737,857.03

3

		10,929,102.90		7,572,730.82
		12,258,338.86		11,737,857.03

4

		11,412,951.75	10,890,705.81
		52,601,587.27	22,201,241.69
		64,014,539.02	33,091,947.50

5

2013			
2014			
2015			
2016	728,147.48	728,147.48	
2017	1,911,517.22	1,911,517.22	
2018	2,449,070.38	2,849,216.41	
2019	14,653,955.90	16,712,360.58	
2020	32,858,896.29		

	52,601,587.27	22,201,241.69	--
--	---------------	---------------	----

16

1

	453,253,280.00	
	150,000,000.00	
	67,500,000.00	126,745,200.00
	670,753,280.00	126,745,200.00

453, 253, 280. 00

17

	66,201,687.82	43,851,566.05
	66,201,687.82	43,851,566.05

0.00

18

1

	179,881,919.67	143,178,957.20
	26,551,270.34	28,911,745.41
	18,777,910.90	6,870,787.36
	2,045,522.45	5,649,984.71
	4,747,559.80	3,398,229.71
	232,004,183.16	188,009,704.39

2 **1**

	6,489,519.34	
	6,489,519.34	--

19

1

	18,614,781.97	17,661,726.56
	18,614,781.97	17,661,726.56

2 **1**

1	4,437,231.30	
2	320,388.35	
3	300,000.00	
4	180,000.00	
5	110,391.20	
	5,348,010.85	--

20

1

	9,894,007.59	136,069,682.54	134,126,068.70	11,837,621.43
-	7,613.16	10,641,767.61	10,641,328.85	8,051.92
	9,901,620.75	146,711,450.15	144,767,397.55	11,845,673.35

2

1	4,710,515.64	114,207,385.46	114,949,038.01	3,968,863.09
2	1,348,188.78	7,311,407.81	7,081,790.29	1,577,806.30
3		5,889,142.88	5,875,828.22	13,314.66
		5,022,873.80	5,009,582.40	13,291.40
		476,596.08	476,585.74	10.34
		389,673.00	389,660.08	12.92
4		4,980,945.78	4,979,100.78	1,845.00
5	3,835,303.17	3,680,800.61	1,240,311.40	6,275,792.38
	9,894,007.59	136,069,682.54	134,126,068.70	11,837,621.43

3

1				

	263,271.95	421,190.82
	14,090.05	47,091.79
	2,117.39	3.88
-	9,697.50	9,246.78
	-6,032.02	180,725.57
	1,814.45	1,721.66
	93,906.00	
	18,452,492.96	19,723,982.49

22

	718,698.87	82,676.32
	718,698.87	82,676.32

--	--	--

23

	30,892,558.80	10,817,938.95
	2,103,651.68	1,853,082.94
	32,996,210.48	12,671,021.89

	83,935,473.79	
	1,189,021.05	299,649.26
	711,991.74	97,819.40
	12,189,637.16	629,581.18
	127,906.27	80,000.00
	43,992.65	40,264.85
	98,198,022.66	1,147,314.69

25

	3,476,050.88	3,334,050.88
	3,476,050.88	3,334,050.88

--	--	--	--	--	--	--	--	--	--	--	--	--

26

1



$$T = \sum_a \sum_{i=0}^{PA-x_j} \frac{m}{m+i+0,5} \cdot R_{x_j+i+0,5}^{(a)} \cdot P_{x_j} \cdot q_{x_j+i}^{(a)} \cdot v^{i+0,5} \cdot a_{x_j+i}^{(a)}$$



2015 12 8 Masterwork Machinery GmbH

23

2015 12 31

2015 12 8

23

2015 12

31

12 8

23

2015

27



2012	1,400,000.00		35,000.00	70,000.00	1,295,000.00	
	1,191,666.85			219,999.96	971,666.89	
	1,500,000.01	1,000,000.00		1,666,666.67	833,333.34	
	263,529.41			37,647.01	225,882.40	
	19,110,798.99					

31

	1,764,000.00
	1,764,000.00

	10,137,479.68
	10,137,479.68

32

	13,359,823.55	14,679,496.33
	42,606,547.25	37,660,961.58

	8,205,088.38	3,697,095.20
	3,692,693.61	4,126,163.66
	3,563,174.43	3,889,650.73
	3,251,844.96	2,731,722.34
	2,481,827.87	1,988,481.47
	1,600,158.48	2,821,340.50
	1,261,485.88	1,230,219.36

	13,809,857.54	14,321,335.61
--	---------------	---------------

41

	23,951,589.49	
		3,038,264.02
	23,951,589.49	3,038,264.02

42

	15,757,956.97	2,922.94	15,757,956.97
	15,757,956.97	2,922.94	15,757,956.97
	16,124,773.56	15,804,039.18	16,124,773.56

--	--	--	--	--	--	--	--	--	--

					300,000.00	
					300,000.00	
2013					234,000.00	171,000.00
2013						
					219,999.96	219,999.96
					200,000.00	

						37,647.01	18,823.53	
2012	2012 813					35,000.00		
	2012							
						30,300.00		
2013-2014						30,000.00		
						10,620.00		

2014							1,240,000.00	

|

							40,800.00	
							40,000.00	
							10,000.00	
							10,000.00	
	--	--	--	--	--	16,124,773.5 6	15,804,039.1 8	--

44

1

--	--	--

	18,067,297.00	17,644,194.69
	115,791.77	132,447.70
		4,603,840.45
	94,815,015.41	128,107,058.77

	1,409,759.45	484,258.37
“ ”	-14,976,451.83	8,065.47
“ ”	41,395,917.57	-1,495,987.83
“ ”	-23,951,589.49	-3,038,264.02
“ ”	-3,356,372.08	-1,682,787.61
“ ”	520,481.82	963,550.13
“ ”	-93,312,165.14	-30,914,129.98
“ ”	-353,816,388.52	-259,325,369.97
“ ”	203,678,632.76	-49,008,860.31
	-314,411.81	29,719.49
	9,759,035.49	-102,784,771.63
2	--	--
3	--	--
	345,943,479.51	383,996,493.86
	383,996,493.86	553,583,635.57
	-38,053,014.35	-169,587,141.71

2

	180,000,000.00
	--
	180,000,000.00
	--
	--
	180,000,000.00

3

--	--	--

	345,943,479.51	383,996,493.86
	161,707.84	

	9,416,240.79	7.0952	66,810,111.65
			120,234.82

				100.00%		
Masterwork Machinery GmbH				100.00%		

2

	30.00%	1,508,498.09		18,519,803.61

--	--	--	--	--	--	--	--	--	--	--	--	--

	49,789,884.0 1	4,493,509.86	4,493,509.86	1,741,685.33	60,090,281.4 5	8,546,075.31	8,546,075.31	1,400,117.64

()

7,099,400.50

4,695.18

4,695.18

				15.98%		
				30.00%		

20%

	-156,901.00		-71,351.00	
	233,718.00	115.00	411,681.00	
	63,891.00			

1 2015 7
2 2015

2015

-	14,776.13	1,870.57
-		342,651.30
	129,914,392.17	209,377,929.47
-	10,862,067.84	57,799,906.52
-	18,908,635.63	234,411.52
-		89,903.82
-	1,922,275.34	552,941.72
-		3,624.54
-		0.00
-		1,223.80
-		95,789.71
-	453,253,280.00	
-		126,745,200.00
	484,946,258.81	185,523,001.63

2016 2

2)

		2015		2014	
	1%	-3,017,770.87	-3,017,770.87	202,766.89	202,766.89
	1%	3,017,770.87	3,017,770.87	-202,766.89	-202,766.89

2

		2015		2014	
	0.5%	-1,263,827.26	-1,263,827.26		
	0.5%	1,263,827.26	1,263,827.26		

1

				31.82%	31.82%

2

“ 1. 1 ”

3

	/
--	---

5

1

/

		2,562,820.51	60,000,000.00		

/

		29,401,709.44	
		9,487,179.48	

	36	40%
	48	

2013 2014 2015 20% 45% 75% 2 2013 2014 2015
11.00% 11.30% 11.70% 3

24.38 222.4 10.00
31.93 30 15.01
×222.4 ×30

			2013	2014	2015	2016
2013.5-2014.4	30%	959.43	639.62	319.81		
2013.5-2015.4	30%	959.43	319.81	479.72	159.91	
2013.5-2016.4	40%	1,279.24	284.28	426.41	426.41	142.14
	100%	3,198.11	1,243.71	1225.94	586.32	142.14

			2014	2015	2016
2014.1-2014.12	30%	152.28	152.28		
2015.1-2015.12	30%	152.28	76.14	76.14	
2016.1-2016.12	40%	203.04	67.68	67.68	67.68
	100%	507.60	296.10	143.82	67.68

2

	24.38 /	10.00 /	14.38 /
	31.93 /	15.01 /	16.92 /

2. 2015 12 31

2

1

1.

1

2010 6 26

263.70

263.70

879,000.00

879,000.00

879,000.00

1

2

139,761.00

93,174.00

46,587.00

2015 12 31

					()
			3,550,000.00	2,637,000.00	24
			5,500,000.00	223,250.00	15
			5,500,000.00	223,250.00	15
				3,083,500.00	

2015 12 31

2,637,000.00

2015 12

31

446,500.00

2

2 0 1125 31

1

2

3

5	330,282.39	330,282.39	100.00%
	316,120,671.54	25,397,383.77	

2

6,488,864.51

0.00

--	--	--

2

24,665,214.68

0.00

--	--	--

3

	501,375,843.45	24,433,854.31
	3,374,198.33	1,794,552.20
	709,439.77	1,117,820.31
	259,694.79	193,655.46
	29,452.00	29,352.00
	505,748,628.34	27,569,234.28

4

		454,552,000.00	1	89.88%	22,727,600.00

1,632,366,198.41	1,433,413,113.86		1,433,413,113.86
1,632,366,198.41	1,433,413,113.86		1,433,413,113.86

	10,614,011.84		
	1,318,950.00		
	1,305,465.15		
	600,000.00		
	50,000,000.00		
	3,165,409.35		
	2,526,600.00		
	31,641,300.00		
	14,000,000.00		
	75,794,455.28		
	480,000,000.00		

	1,433,413,113.86	198,953,084.55	1,632,366,198.41
--	------------------	----------------	------------------

2

		/	/
	7.24%	0.58	0.58
	6.14%	0.49	0.52

2015